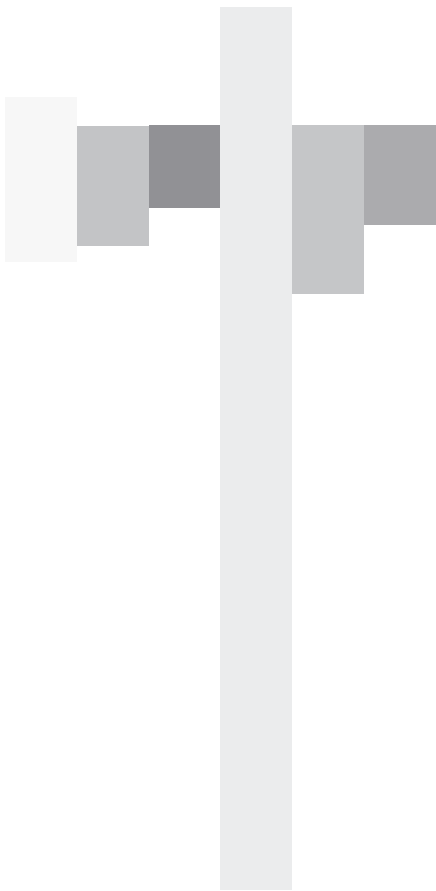


R404A / R507

2. Compressors Catalogue



R404A | R507 (*)

LBP

50 Hz

HIGH EFFICIENCY

MODEL	DISPLACEMENT cm ³	POWER hp	APPLICATION	COOLING	VOLTAGE FREQUENCY	MOTOR	STARTING	EXPANSION	REFRIGERATION CAPACITY °C								WEIGHT Kg	DESIGN
									COP in W/W 1 W = 0,864 kcal/h = 3,415 BTU/h Evaporating Temperature °C									
									Cecomaf (W)				Ashrae					
									-25				-23,3					
									-40	-30	W	COP	-10	Kcal/h	COP			
MLY40AAa	4.02	1/7	LBP	S	220-240V 50Hz ~1	RSIR	P	C	45	95	130	0.89	271	166	1.25	10.1	Lb	
MLY40AAb	4.02	1/7	LBP	S	220-240V 50Hz ~1	RSCR	P	C	45	95	130	0.94	271	166	1.32	10.1	Lb	
MLY45LAa	4.56	1/6	LBP	F	220-240V 50Hz ~1	CSIR	R	C-V	61	118	158	0.92	318	200	1.30	10.0	Lc	
MLY45LAb	4.56	1/6	LBP	F	220-240V 50Hz ~1	CSR	R	C-V	61	118	158	0.98	318	200	1.38	10.0	Lc	
MLY50AAa	5.11	1/6	LBP	S	220-240V 50Hz ~1	RSIR	P	C	65	131	174	0.88	344	220	1.23	10.5	Lb	
MLY50AAb	5.11	1/6	LBP	S	220-240V 50Hz ~1	RSCR	P	C	65	131	174	0.93	344	220	1.31	10.5	Lb	
MLY60LAa	5.98	1/5	LBP	F	220-240V 50Hz ~1	CSIR	R	C-V	87	169	222	0.90	430	280	1.26	10.3	Lc	
MLY60LAb	5.98	1/5	LBP	F	220-240V 50Hz ~1	CSR	R	C-V	87	169	222	0.97	430	280	1.36	10.3	Lc	
MLY80LAa	8.10	1/4	LBP	F	220-240V 50Hz ~1	CSIR	R	C-V	104	208	276	0.91	550	350	1.28	10.9	Ld	
MLY80LAb	8.10	1/4	LBP	F	220-240V 50Hz ~1	CSR	R	C-V	104	208	276	0.98	550	350	1.38	10.9	Ld	
MLY90LAa	9.09	1/3	LBP	F	220-240V 50Hz ~1	CSIR	R	C-V	121	236	313	0.91	614	395	1.28	11.4	Ld	
MLY90LAb	9.09	1/3	LBP	F	220-240V 50Hz ~1	CSR	R	C-V	121	236	313	0.98	614	395	1.38	11.4	Ld	
MPT12LA	12.10	3/8	LBP	F	220-240V 50Hz ~1	CSR	R	C-V	194	348	453	1.01	876	570	1.42	13.0	Pd	
MPT14LA	14.32	1/2	LBP	F	220-240V 50Hz ~1	CSR	R	C-V	243	420	535	0.99	988	670	1.38	13.4	Pd	

R404A | R507 (*)

LBP

60 Hz

HIGH EFFICIENCY

MODEL	DISPLACEMENT cm ³	POWER hp	APPLICATION	COOLING	VOLTAGE FREQUENCY	MOTOR	STARTING	EXPANSION	REFRIGERATION CAPACITY								WEIGHT Kg	DESIGN
									COP in W/W 1 W = 0,864 kcal/h = 3,415 BTU/h Evaporating Temperature °C									
									Cecomaf (W)				Ashrae					
									-25				-23,3					
									-40	-30	W	COP	-10	Kcal/h	COP			
MLT50AD	5.11	1/5	LBP	S	115V 60Hz ~1	RSCR	P	C	75	155	210	1.01	438	268	1.42	10.4	Lc	
MLT50ADb	5.11	1/5	LBP	F	115V 60Hz ~1	CSR	R	C	75	155	210	1.01	438	268	1.42	10.4	Lc	
MLT50ADc	5.11	1/5	LBP	S	115V 60Hz ~1	CSR	R	C-V	75	155	210	1.01	438	268	1.42	10.4	Lc	
MLT50LD	5.11	1/5	LBP	F	115V 60Hz ~1	CSR	R	C-V	75	155	210	1.01	438	268	1.42	10.4	Lc	
MLY60LDa	5.98	1/5	LBP	F	115V 60Hz ~1	CSIR	R	C-V	102	198	260	0.89	503	328	1.25	10.3	Lc	
MLY60LDb	5.98	1/5	LBP	F	115V 60Hz ~1	CSR	R	C-V	102	198	260	0.95	503	328	1.34	10.3	Lc	
MLT90LD	9.09	1/4	LBP	F	115V 60Hz ~1	CSR	R	C-V	160	285	375	0.99	753	474	1.40	11.0	Ld	
MLT90CD	9.09	1/3	LBP	F	115V 60Hz ~1	RSCR	P	C	165	291	383	1.03	773	485	1.45	11.0	Ld	
MLT90Cdb	9.09	1/3	LBP	F	115V 60Hz ~1	CSR	R	C-V	160	285	375	0.99	753	474	1.40	11.0	Ld	
MLT90CDc	9.09	1/3	LBP	S	115V 60Hz ~1	CSR	R	C-V	160	285	375	0.99	753	474	1.40	11.0	Ld	
MPT12LD	12.10	3/8	LBP	F	115V 60Hz ~1	CSR	R	C-V	226	398	516	1.01	996	650	1.41	12.7	Pd	
MPT12CD	12.10	3/8	LBP	F	115V 60Hz ~1	RSCR	P	C	226	398	516	1.01	996	650	1.41	12.7	Pd	
MPT12Cdb	12.10	3/8	LBP	F	115V 60Hz ~1	CSR	R	C-V	226	398	516	1.01	996	650	1.41	12.7	Pd	

 High Efficiency Models

(*) Or R407B

R404A: W (A) x 1.17 = kcal/h (B)

W x 0.86 = kcal /h

R404A: W (C) x 1.02 = kcal/h (D)

R404A | R507 (*)
HMBP | HBP
50 Hz
HIGH EFFICIENCY

MODEL	DISPLACEMENT cm ³	POWER hp	APPLICATION	COOLING	VOLTAGE FREQUENCY	MOTOR	STARTING	EXPANSION	REFRIGERATION CAPACITY °C						WEIGHT Kg	DESIGN	
									COP in W/W 1 W = 0,864 kcal/h = 3,415 BTU/h Evaporating Temperature °C								
									Cecomaf (W)			Ashrae					
									5			7,2					
									-25	-15	10	Kcal/h	COP	10			Kcal/h
MLY60RAa	5.98	1/4	HMBP	F	220-240V 50Hz ~1	CSIR	R	C-V	212	346	766	1.77	902	825	2.15	10.5	Lc
MLY60RAb	5.98	1/4	HMBP	F	220-240V 50Hz ~1	CSR	R	C-V	212	346	766	1.93	902	825	2.36	10.5	Lc
MLY80RAa	8.10	3/8	HMBP	F	220-240V 50Hz ~1	CSIR	R	C-V	282	463	1055	1.86	1250	1140	2.27	11.4	Ld
MLY80RAb	8.10	3/8	HMBP	F	220-240V 50Hz ~1	CSR	R	C-V	282	463	1055	2.02	1250	1140	2.46	11.4	Ld
MLY90RAa	9.09	3/8	HMBP	F	220-240V 50Hz ~1	CSIR	R	C-V	317	512	1132	1.75	1334	1220	2.13	11.3	Ld
MLY90RAb	9.09	3/8	HMBP	F	220-240V 50Hz ~1	CSR	R	C-V	317	511	1136	1.92	1340	1225	2.34	11.3	Ld

R404A | R507 (*)
HMBP | HBP
60 Hz
HIGH EFFICIENCY

MODEL	DISPLACEMENT cm ³	POWER hp	APPLICATION	COOLING	VOLTAGE FREQUENCY	MOTOR	STARTING	EXPANSION	REFRIGERATION CAPACITY °C						WEIGHT Kg	DESIGN	
									COP in W/W 1 W = 0,864 kcal/h = 3,415 BTU/h Evaporating Temperature °C								
									Cecomaf (W)			Ashrae					
									5			7,2					
									-25	-15	10	Kcal/h	COP	10			Kcal/h
MLY60RDa	5.98	1/4	HMBP	F	115V 60Hz ~1	CSIR	R	C-V	252	411	905	1.73	1065	975	2.10	10.7	Lc
MLY60RDb	5.98	1/4	HMBP	F	115V 60Hz ~1	CSR	R	C-V	252	411	905	1.86	1065	975	2.27	10.7	Lc
MLY80RDa	8.10	3/8	HMBP	F	115V 60Hz ~1	CSIR	R	C-V	330	543	1232	1.77	1457	1330	2.15	11.2	Ld
MLY80RDb	8.10	3/8	HMBP	F	115V 60Hz ~1	CSR	R	C-V	330	543	1232	1.83	1457	1330	2.22	11.2	Ld

High Efficiency Models

(*) Or R407B

R404A: W (A) x 1.17 = kcal/h (B)

W x 0.86 = kcal /h

R404A: W (C) x 1.02 = kcal/h (D)

MODEL	DISPLACEMENT cm ³	POWER hp	APPLICATION	COOLING	VOLTAGE FREQUENCY	MOTOR	STARTING	EXPANSION	REFRIGERATION CAPACITY								WEIGHT Kg	DESIGN
									COP in W/W 1 W = 0,864 kcal/h = 3,415 BTU/h Evaporating Temperature °C									
									Cecomaf (W)				Ashrae					
									-25		-10		-23,3		-10			
-40	-30	W	COP	-40	-30	W	COP	Kcal/h	COP	-40	-30	W	COP					
MLY40AAa	4.02	1/7	LBP	S	220-240V 50Hz ~1	RSIR	P	C	45	95	130	0.89	271	166	1.25	10.1	Lb	
MLY40AAb	4.02	1/7	LBP	S	220-240V 50Hz ~1	RSCR	P	C	45	95	130	0.94	271	166	1.32	10.1	Lb	
MLY45LAa	4.56	1/6	LBP	F	220-240V 50Hz ~1	CSIR	R	C-V	61	118	158	0.92	318	200	1.3	10.0	Lc	
MLY45LAb	4.56	1/6	LBP	F	220-240V 50Hz ~1	CSR	R	C-V	61	118	158	0.98	318	200	1.38	10.0	Lc	
ML45FB	4.56	1/6	LBP	F	220-240V 50Hz ~1	CSIR	R	C-V	52	100	134	0.66	275	170	0.94	9.9	Lc	
ML45FG	4.56	1/6	LBP	F	200-240/220-230V 50/60Hz ~1	CSIR	R	C-V	52	100	134	0.68	275	170	0.96	10.3	Lc	
MLY50AAa	5.11	1/6	LBP	S	220-240V 50Hz ~1	RSIR	P	C	65	131	174	0.88	344	220	1.23	10.5	Lb	
MLY50AAb	5.11	1/6	LBP	S	220-240V 50Hz ~1	RSCR	P	C	65	131	174	0.93	344	220	1.31	10.5	Lb	
MLY60LAa	5.98	1/5	LBP	F	220-240V 50Hz ~1	CSIR	R	C-V	87	169	222	0.9	430	280	1.26	10.3	Lc	
MLY60LAb	5.98	1/5	LBP	F	220-240V 50Hz ~1	CSR	R	C-V	87	169	222	0.97	430	280	1.36	10.3	Lc	
ML60FB	5.98	1/5	LBP	F	220-240V 50Hz ~1	CSIR	R	C-V	69	134	178	0.71	352	225	1.01	10.2	Lc	
ML60FG	5.98	1/5	LBP	F	200-240/220-230V 50/60Hz ~1	CSIR	R	C-V	69	134	178	0.71	352	225	1.01	10.3	Lc	
MLY80LAa	8.10	1/4	LBP	F	220-240V 50Hz ~1	CSIR	R	C-V	104	208	276	0.91	550	350	1.28	10.9	Ld	
MLY80LAb	8.10	1/4	LBP	F	220-240V 50Hz ~1	CSR	R	C-V	104	208	276	0.98	550	350	1.38	10.9	Ld	
ML80FB	8.10	1/4	LBP	F	220-240V 50Hz ~1	CSIR	R	C-V	100	190	253	0.78	507	320	1.09	10.9	Lc	
ML80FG	8.10	1/4	LBP	F	200-220/220-230V 50/60Hz ~1	CSIR	R	C-V	100	190	253	0.77	507	320	1.08	11.3	Ld	
MLY90LAa	9.09	1/3	LBP	F	220-240V 50Hz ~1	CSIR	R	C-V	121	236	313	0.91	614	395	1.28	11.4	Ld	
MLY90LAb	9.09	1/3	LBP	F	220-240V 50Hz ~1	CSR	R	C-V	121	236	313	0.98	614	395	1.38	11.4	Ld	
ML90FB	8.86	1/3	LBP	F	220-240V 50Hz ~1	CSIR	R	C-V	104	208	276	0.83	550	350	1.16	11.0	Ld	
ML90FG	8.86	1/3	LBP	F	200-220/230V 50/60Hz ~1	CSIR	R	C-V	104	208	276	0.8	550	350	1.13	11.3	Ld	
MPT12LA	12.10	3/8	LBP	F	220-240V 50Hz ~1	CSR	R	C-V	194	348	453	1.01	876	570	1.42	13.0	Pd	
MP12FB	12.05	3/8	LBP	F	220-240V 50Hz ~1	CSIR	R	C-V	104	252	351	0.83	747	450	1.16	12.0	Pd	
MP12FG	12.05	3/8	LBP	F	200-220/220-230V 50/60Hz ~1	CSIR	R	C-V	104	252	351	0.82	747	450	1.16	12.7	Pd	
MPT14LA	14.32	1/2	LBP	F	220-240V 50Hz ~1	CSR	R	C-V	243	420	535	0.99	988	670	1.38	13.4	Pd	
MP14FB	14.17	1/2	LBP	F	220-240V 50Hz ~1	CSIR	R	C-V	121	304	422	0.8	880	540	1.12	13.9	Pd	
MP14FG	14.17	1/2	LBP	F	200-220/230V 50/60Hz ~1	CSIR	R	C-V	121	304	422	0.8	880	540	1.12	13.0	Pd	
MX18FB	18.40	5/8	LBP	F	220-240V 50Hz ~1	CSR	R	C-V	174	397	548	0.96	1151	700	1.36	17.3	Xd	
MX18FB**	18.40	5/8	LBP	F	220-240V 50Hz ~1	CSIR	R	C-V	174	397	548	0.86	1151	700	1.15	17.3	Xd	
MX21FB	20.72	3/4	LBP	F	220-240V 50Hz ~1	CSR	R	C-V	213	464	632	0.96	1301	805	1.35	17.5	Xd	
MX21FB**	20.72	3/4	LBP	F	220-240V 50Hz ~1	CSIR	R	C-V	213	464	632	0.85	1301	805	1.13	17.5	Xd	
MX21FG	20.72	3/4	LBP	F	200-220/220-230V 50/60Hz ~1	CSR	R	C-V	213	464	632	0.96	1301	805	1.35	17.5	Xd	
MX23FB	23.20	7/8	LBP	F	220-240V 50Hz ~1	CSR	R	C-V	260	536	720	0.96	1460	915	1.35	17.5	Xd	
MX23FG	23.20	7/8	LBP	F	200-220/220-230V 50/60Hz ~1	CSR	R	C-V	260	536	720	0.95	1460	915	1.34	17.8	Xd	
MS26FB	25.93	3/4	LBP	F	220-240V 50Hz ~1	CSR	R	C-V	182	572	816	0.97	1744	1050	1.37	22.6	Sd	
MS26FG	25.93	3/4	LBP	F	200-220/230V 50/60Hz ~1	CSR	R	C-V	174	550	779	0.96	1632	1000	1.35	22.6	Sd	
MS26F3	25.93	3/4	LBP	F	400/440V 50/60Hz ~3	3PHASE	R	C-V	174	550	779	0.96	1632	1000	1.35	20.5	Sd	
MS30FB	29.95	7/8	LBP	F	220-240V 50Hz ~1	CSR	R	C-V	208	657	935	0.95	1977	1201	1.35	22.7	Sd	
MS30FBc	29.95	7/8	LBP	F	220-240V 50Hz ~1	CSR	R	C-V	208	657	935	0.95	1977	1201	1.35	22.7	Sd	
MS30F3	29.95	7/8	LBP	F	400/440V 50/60Hz ~3	3PHASE	R	C-V	208	657	934	0.93	1976	1200	1.32	22.7	Sd	
MS34FB	34.42	1	LBP	F	220V 50Hz ~1	CSR	R	C-V	243	764	1089	0.96	2319	1400	1.35	22.7	Sd	
MS34FBb	34.42	1	LBP	F	220-240V 50Hz ~1	CSR	R	C-V	243	764	1089	0.96	2319	1400	1.35	22.7	Sd	
MS34F3	34.42	1	LBP	F	400/440V 50/60Hz ~3	3PHASE	R	C-V	243	764	1089	1.0	2319	1400	1.4	20.5	Sd	

** Under development

High Efficiency Models

(*) Or R407B

R404A: W (A) x 1.17 = kcal/h (B)

W x 0.86 = kcal/h

R404A: W (C) x 1.02 = kcal/h (D)

MODEL	DISPLACEMENT cm ³	POWER hp	APPLICATION	COOLING	VOLTAGE FREQUENCY	MOTOR	STARTING	EXPANSION	REFRIGERATION CAPACITY °C								WEIGHT Kg	DESIGN
									COP in W/W 1 W = 0,864 kcal/h = 3,415 BTU/h Evaporating Temperature °C									
									Cecomaf (W)				Ashrae					
									-25		-10		-23,3					
									-40	-30	W	COP	-10	Kcal/h	COP			
ML45FR	4.56	1/6	LBP	F	115-127V 60Hz ~1	CSIR	R	C-V	61	118	157	0.72	322	200	1.01	10.3	Lc	
ML45FG	4.56	1/6	LBP	F	200-240/220-230V 50/60Hz ~1	CSIR	R	C-V	61	118	157	0.69	322	200	0.97	10.3	Lc	
MLT50AD	5.11	1/5	LBP	S	115V 60Hz ~1	RSCR	P	C	75	155	210	1.01	438	268	1.42	10.4	Lc	
MLT50ADb	5.11	1/5	LBP	F	115V 60Hz ~1	CSR	R	C	75	155	210	1.01	438	268	1.42	10.4	Lc	
MLT50ADc	5.11	1/5	LBP	S	115V 60Hz ~1	CSR	R	C-V	75	155	210	1.01	438	268	1.42	10.4	Lc	
MLT50LD	5.11	1/5	LBP	F	115V 60Hz ~1	CSR	R	C-V	75	155	210	1.01	438	268	1.42	10.4	Lc	
MLY60Lda	5.98	1/5	LBP	F	115V 60Hz ~1	CSIR	R	C-V	102	198	260	0.89	503	328	1.25	10.3	Lc	
MLY60Ldb	5.98	1/5	LBP	F	115V 60Hz ~1	CSR	R	C-V	102	198	260	0.95	503	328	1.34	10.3	Lc	
ML60FR	5.98	1/5	LBP	F	115-127V 60Hz ~1	CSIR	R	C-V	82	157	208	0.72	412	263	1.01	10.3	Lc	
ML60FG	5.98	1/5	LBP	F	200-240/220-230V 50/60Hz ~1	CSIR	R	C-V	82	157	208	0.70	412	263	0.99	10.3	Lc	
ML80FR	8.10	1/4	LBP	F	115-127V 60Hz ~1	CSIR	R	C-V	117	224	297	0.75	593	376	1.05	11.3	Ld	
ML80FG	8.10	1/4	LBP	F	200-220/220-230V 50/60Hz ~1	CSIR	R	C-V	117	224	297	0.76	593	376	1.07	11.3	Ld	
MLT90LD	9.09	1/4	LBP	F	115V 60Hz ~1	CSR	R	C-V	160	285	375	0.99	753	474	1.40	11.0	Ld	
MLT90CD	9.09	1/3	LBP	F	115V 60Hz ~1	RSCR	P	C	165	291	383	1.03	773	485	1.45	11.0	Ld	
MLT90Cdb	9.09	1/3	LBP	F	115V 60Hz ~1	CSR	R	C-V	160	285	375	0.99	753	474	1.40	11.0	Ld	
MLT90CDc	9.09	1/3	LBP	S	115V 60Hz ~1	CSR	R	C-V	160	285	375	0.99	753	474	1.40	11.0	Ld	
ML90FR	8.86	1/3	LBP	F	115-127V 60Hz ~1	CSIR	R	C-V	121	243	324	0.79	644	410	1.11	11.3	Ld	
ML90FG	8.86	1/3	LBP	F	200-220/230V 50/60Hz ~1	CSIR	R	C-V	121	243	324	0.80	644	410	1.12	11.3	Ld	
MPT12LD	12.10	3/8	LBP	F	115V 60Hz ~1	CSR	R	C-V	226	398	516	1.01	996	650	1.41	12.7	Pd	
MPT12CD	12.10	3/8	LBP	F	115V 60Hz ~1	RSCR	P	C	226	398	516	1.01	996	650	1.41	12.7	Pd	
MPT12Cdb	12.10	3/8	LBP	F	115V 60Hz ~1	CSR	R	C-V	226	398	516	1.01	996	650	1.41	12.7	Pd	
MP12FR	12.05	3/8	LBP	F	115-127V 60Hz ~1	CSIR	R	C-V	121	295	411	0.81	874	527	1.15	12.7	Pd	
MP12FG	12.05	3/8	LBP	F	200-220/220-230V 50/60Hz ~1	CSIR	R	C-V	121	295	411	0.85	874	527	1.19	12.7	Pd	
MP14FE	14.17	1/2	LBP	F	115V 60Hz ~1	CSIR	R	C-V	142	356	494	0.77	1030	632	1.10	13.0	Pd	
MP14FG	14.17	1/2	LBP	F	200-220/230V 50/60Hz ~1	CSIR	R	C-V	142	356	494	0.82	1030	632	1.15	13.0	Pd	
MX16FR	16.03	1/2	LBP	F	115-127V 60Hz ~1	CSIR	R	C-V	182	411	564	0.84	1177	720	1.18	16.5	Xc	
MX21FG	20.72	3/4	LBP	F	200-220/220-230V 50/60Hz ~1	CSR	R	C-V	248	542	738	0.94	1520	940	1.32	17.5	Xd	
MX23FE	23.20	7/8	LBP	F	115V 60Hz ~1	CSR	R	C-V	299	607	812	0.83	1632	1030	1.16	17.5	Xd	
MX23FG	23.20	7/8	LBP	F	200-220/220-230V 50/60Hz ~1	CSR	R	C-V	304	628	846	0.94	1718	1075	1.32	17.8	Xd	
MS26FF	25.93	3/4	LBP	F	208-230V 60Hz ~1	CSR	R	C-V	203	643	912	0.92	1910	1170	1.30	22.6	Sd	
MS26FG	25.93	3/4	LBP	F	200-220/230V 50/60Hz ~1	CSR	R	C-V	203	643	912	0.92	1910	1170	1.31	22.6	Sd	
MS26F3	25.93	3/4	LBP	F	400/440V 50/60Hz ~3	3PHASE	R	C-V	203	643	912	0.92	1910	1170	1.31	20.5	Sd	
MS30FF	29.95	7/8	LBP	F	208-230V 60Hz ~1	CSR	R	C-V	243	765	1090	0.93	2311	1400	1.31	22.7	Sd	
MS30FG	29.95	7/8	LBP	F	230V 60Hz ~1	CSR	R	C-V	243	765	1090	0.96	2311	1400	1.36	22.7	Sd	
MS30F3	29.95	7/8	LBP	F	400/440V 50/60Hz ~3	3PHASE	R	C-V	243	765	1090	0.94	2311	1400	1.32	22.7	Sd	
MS34FF	34.42	1	LBP	F	208V 60Hz ~1	CSR	R	C-V	273	839	1221	0.91	2749	1580	1.30	22.9	Sd	
MS34F3	34.42	1	LBP	F	400/440V 50/60Hz ~3	3PHASE	R	C-V	278	887	1267	0.96	2706	1630	1.35	20.5	Sd	

 High Efficiency Models

(*) Or R407B

R404A: W (A) x 1.17 = kcal/h (B)

W x 0.86 = kcal/h

R404A: W (C) x 1.02 = kcal/h (D)

MODEL	DISPLACEMENT cm ³	POWER hp	APPLICATION	COOLING	VOLTAGE FREQUENCY	MOTOR	STARTING	EXPANSION	REFRIGERATION CAPACITY °C								WEIGHT Kg	DESIGN
									COP in W/W 1 W = 0,864 kcal/h = 3,415 BTU/h Evaporating Temperature °C									
									Cecomaf (W)				Ashrae					
									5		10		7,2					
									-25	-15	W	COP	10	Kcal/h	COP			
ML40TB	4.05	1/6	HMBP	F	220-240V 50Hz ~1	CSIR	R	C-V	133	214	473	1.43	558	510	1.74	10.0	Lc	
ML40TG	4.05	1/6	HMBP	F	200-240/220-230V 50/60Hz ~1	CSIR	R	C-V	133	214	473	1.43	558	510	1.74	10.0	Lc	
ML45TB	4.50	1/5	HMBP	F	220-240V 50Hz ~1	CSIR	R	C-V	151	238	528	1.49	624	570	1.82	10.1	Lc	
ML45TG	4.50	1/5	HMBP	F	200-240/220-230V 50/60Hz ~1	CSIR	R	C-V	151	238	528	1.49	624	570	1.82	10.0	Lc	
MLY60RAa	5.98	1/4	HMBP	F	220-240V 50Hz ~1	CSIR	R	C-V	212	346	766	1.77	902	825	2.15	10.5	Lc	
MLY60RAb	5.98	1/4	HMBP	F	220-240V 50Hz ~1	CSR	R	C-V	212	346	766	1.93	902	825	2.36	10.5	Lc	
ML60TB	5.68	1/4	HMBP	F	220-240V 50Hz ~1	CSIR	R	C-V	166	277	647	1.53	769	700	1.85	10.1	Lc	
ML60TG	5.68	1/4	HMBP	F	200-220/230V 50/60Hz ~1	CSIR	R	C-V	166	277	647	1.53	769	700	1.85	10.0	Lc	
MLY80RAa	8.10	3/8	HMBP	F	220-240V 50Hz ~1	CSIR	R	C-V	282	463	1055	1.86	1250	1140	2.27	11.4	Ld	
MLY80RAb	8.10	3/8	HMBP	F	220-240V 50Hz ~1	CSR	R	C-V	282	463	1055	2.02	1250	1140	2.46	11.4	Ld	
ML80TB	7.57	3/8	HMBP	F	220-240V 50Hz ~1	CSIR	R	C-V	227	385	880	1.63	1040	950	1.99	11.4	Ld	
ML80TG	7.57	3/8	HMBP	F	200-240/220-230V 50/60Hz ~1	CSIR	R	C-V	227	385	880	1.63	1040	950	1.99	11.2	Ld	
MLY90RAa	9.09	3/8	HMBP	F	220-240V 50Hz ~1	CSIR	R	C-V	317	512	1132	1.75	1334	1220	2.13	11.3	Ld	
MLY90RAb	9.09	3/8	HMBP	F	220-240V 50Hz ~1	CSR	R	C-V	317	511	1136	1.92	1340	1225	2.34	11.3	Ld	
ML90TB	8.86	3/8	HMBP	F	220-240V 50Hz ~1	CSIR	R	C-V	282	463	1055	1.63	1250	1140	1.98	11.6	Ld	
ML90TG	8.86	3/8	HMBP	F	200-220/230V 50/60Hz ~1	CSIR	R	C-V	282	463	1055	1.63	1250	1140	1.98	12.7	Ld	
MP12RB	12.05	1/2	HMBP	F	220-240V 50Hz ~1	CSR	R	C-V	373	634	1463	1.89	1732	1580	2.30	13.5	Pd	
MP12TG	12.05	1/2	HMBP	F	200-220/220-230V 50/60Hz ~1	CSR	R	C-V	373	634	1463	1.85	1732	1580	2.25	13.5	Pd	
MP14RB	14.17	1/2	HMBP	F	220-240V 50Hz ~1	CSR	R	C-V	463	765	1674	1.76	1963	1800	2.14	13.5	Pd	
MX16TB	16.03	3/4	HMBP	F	220-240V 50Hz ~1	CSR	R	C-V	484	818	1880	1.76	2225	2030	2.15	16.8	Xc	
MX18TB	18.40	7/8	HMBP	F	220-240V 50Hz ~1	CSR	R	C-V	554	937	2157	1.78	2554	2330	2.18	17.2	Xd	
MX18TG	18.40	7/8	HMBP	F	200-220/220-230V 50/60Hz ~1	CSR	R	C-V	554	937	2157	1.78	2554	2330	2.18	17.3	Xd	
MX21TB	20.72	1	HMBP	F	220-240V 50Hz ~1	CSR	R	C-V	625	1052	2425	1.77	2873	2620	2.15	17.5	Xd	
MX21TG	20.72	1	HMBP	F	200-220/230V 50/60Hz ~1	CSR	R	C-V	625	1052	2425	1.77	2873	2620	2.15	17.5	Xd	
MS18T3	18.10	7/8	HMBP	F	400/440V 50/60Hz ~3	3PHASE	R	C-V	423	838	2137	1.92	2557	2320	2.35	20.0	Sc	
MS22TB	21.75	1	HMBP	F	220-240V 50Hz ~1	CSR	R	C-V	453	972	2566	2.04	3077	2789	2.50	20.5	Sc	
MS22T3	21.75	1	HMBP	F	400/440V 50/60Hz ~3	3PHASE	R	C-V	453	975	2576	2.01	3090	2800	2.45	20.0	Sc	
MS26TB	25.93	1 3/8	HMBP	F	220-240V 50Hz ~1	CSR	R	C-V	675	1295	3185	2.02	3789	3449	2.46	23.0	Sd	
MS26TG	25.93	1 3/8	HMBP	F	200-220/230V 50/60Hz ~1	CSR	R	C-V	675	1295	3186	2.02	3791	3451	2.46	23.0	Sd	
MS26T3	25.93	1 3/8	HMBP	F	400/440V 50/60Hz ~3	3PHASE	R	C-V	675	1295	3186	2.01	3791	3451	2.45	23.0	Sd	
MS34TB	34.42	1 5/8	HBP	F	220-240V 50Hz ~1	CSR	R	C-V	1012	1860	4231	1.92	4959	4551	2.30	22.7	Sd	
MS34T3	34.42	1 5/8	HMBP	F	400/440V 50/60Hz ~3	3PHASE	R	C-V	1007	1860	4231	1.82	4958	4551	2.20	21.0	Sd	





 High Efficiency Models

(*) Or R407B

R404A: W (A) x 1.17 = kcal/h (B)

W x 0.86 = kcal /h

R404A: W (C) x 1.02 = kcal/h (D)

MODEL	DISPLACEMENT cm ³	POWER hp	APPLICATION	COOLING	VOLTAGE FREQUENCY	MOTOR	STARTING	EXPANSION	REFRIGERATION CAPACITY °C								WEIGHT Kg	DESIGN
									COP in W/W 1 W = 0,864 kcal/h = 3,415 BTU/h Evaporating Temperature °C									
									Cecomaf (W)				Ashrae					
									5				7,2					
									-25	-15	W	COP	10	Kcal/h	COP			
ML40TG	4.05	1/6	HMBP	F	200-240/220-230V 50/60Hz ~1	CSIR	R	C-V	156	250	556	1.41	657	600	1.70	10.0	Lc	
ML45TG	4.50	1/5	HMBP	F	200-240/220-230V 50/60Hz ~1	CSIR	R	C-V	177	279	618	1.44	731	667	1.74	10.0	Lc	
 MLY60RDa	5.98	1/4	HMBP	F	115V 60Hz ~1	CSIR	R	C-V	252	411	905	1.73	1065	975	2.10	10.7	Lc	
 MLY60RDb	5.98	1/4	HMBP	F	115V 60Hz ~1	CSR	R	C-V	252	411	905	1.86	1065	975	2.27	10.7	Lc	
ML60TR	5.68	1/4	HMBP	F	115-127V 60Hz ~1	CSIR	R	C-V	194	325	758	1.50	901	820	1.83	10.0	Lc	
ML60TG	5.68	1/4	HMBP	F	200-220/230V 50/60Hz ~1	CSIR	R	C-V	194	325	758	1.51	901	820	1.83	10.0	Lc	
 MLY80RDa	8.10	3/8	HMBP	F	115V 60Hz ~1	CSIR	R	C-V	330	543	1232	1.77	1457	1330	2.15	11.2	Ld	
 MLY80RDb	8.10	3/8	HMBP	F	115V 60Hz ~1	CSR	R	C-V	330	543	1232	1.83	1457	1330	2.22	11.2	Ld	
ML80TG	7.57	3/8	HMBP	F	200-240/220-230V 50/60Hz ~1	CSIR	R	C-V	265	451	1029	1.61	1215	1110	1.96	11.2	Ld	
ML90TG	8.86	3/8	HMBP	F	200-220/230V 50/60Hz ~1	CSIR	R	C-V	330	542	1235	1.56	1463	1334	1.89	12.7	Ld	
MP12TG	12.05	1/2	HMBP	F	200-220/220-230V 50/60Hz ~1	CSR	R	C-V	433	741	1713	1.81	2028	1850	2.20	13.5	Pd	
MX18TE	18.40	7/8	HMBP	F	115V 60Hz ~1	CSR	R	C-V	648	1095	2523	1.64	2989	2726	2.00	17.2	Xd	
MX18TG	18.40	7/8	HMBP	F	200-220/220-230V 50/60Hz ~1	CSR	R	C-V	648	1095	2523	1.76	2989	2726	2.15	17.3	Xd	
MX21TG	20.72	1	HMBP	F	200-220/230V 50/60Hz ~1	CSR	R	C-V	730	1217	2799	1.74	3318	3026	2.12	17.5	Xd	
MS18T3	18.10	7/8	HMBP	F	400/440V 50/60Hz ~3	3PHASE	R	C-V	494	976	2487	1.85	2976	2700	2.25	20.0	Sc	
MS22T3	21.75	1	HMBP	F	400/440V 50/60Hz ~3	3PHASE	R	C-V	530	1140	3014	1.97	3615	3277	2.40	20.0	Sc	
MS26T3	25.93	1 3/8	HMBP	F	400/440V 50/60Hz ~3	3PHASE	R	C-V	790	1516	3729	1.86	4436	4038	2.25	23.0	Sd	
MS26TG	25.93	1 3/8	HMBP	F	200-220/230V 50/60Hz ~1	CSR	R	C-V	790	1516	3729	1.96	4436	4038	2.37	23.0	Sd	
MS34T3	34.42	1 5/8	HMBP	F	400/440V 50/60Hz ~3	3PHASE	R	C-V	1179	2176	4948	1.73	5797	5321	2.10	21.0	Sd	

 High Efficiency Models

(*) Or R407B

R404A: W (A) x 1.17 = kcal/h (B)

W x 0.86 = kcal /h

R404A: W (C) x 1.02 = kcal/h (D)

Testing cycle conditions	CECOMAF		ASHRAE	
	LBP (A)	HMBP (C)	LBP (B)	HMBP (D)
Condensing temperature		55	55	55
Liquid temperature		55	32	46
Suction temperature		32	32	35
Ambient temperature		32	32	35

F	OC	S	C	V	P	R
Fan cooled	Oil cooler	Static	Capillar and tube	Expansion valve	PTC	Relay

MS compressor's range can be provided with tube or valve

D Range

	A (mm)
Db	149.5
Dc	157.5
Dd	162.5

LEGEND
AS Suction/Service
SC Discharge
SZ Service/Suction

L Range

	A (mm)
Lb	175
Lc	185.6
Ld	198

LEGEND
AS Suction/Service
SC Discharge
SZ Service/Suction

P Range

	A (mm)
Pc	198.1
Pd	210.5

LEGEND
AS Suction/Service
SC Discharge
SZ Service/Suction

X Range

	A (mm)
Xc	215
Xd	221

LEGEND
AS Suction
SC Discharge
SZ Service

S Range (Tube)

	A (mm)
Sc	265
Sd	276

TUBE
LEGEND
AS Suction
SC Discharge
SZ Service

S Range (Valve)

	A (mm)
Sc	265
Sd	276

TUBE
LEGEND
AS Valve serv.
SC Discharge
SZ Service